

VRLA/SLA Battery series is designed with AGM Long Life / Duration In High Performance Plate with Gain Extra Powder in Purify Electrolyte. Innovation Design of Fully Maintenance Free in Float Life 12 years. This is Highly Suited to Backup Applications in UPS/ EPS, Security Alarm System, Emergency Light, Telecommunication System and other

Feature

- Smart UPS Battery Design up to 10%
- Battery Capacity 135Ah / 2300W-15min
- AGM/SLA -Seal Lead Acid Battery
- Maintenance Free Battery Operation
- Non-Spillable Construction Design
- ABS Container & Cover UL94HB-0
- Safety Valve in explosion proof
- CE & UL Product Certificate
- ISO9001 & ISO14001 Certified Factory

Application

- UPS & EPS
- Emergency System
- Communication Eq.
- Security System
- Control Equipment
- Alarm System
- Medical Equipment
- Cable TV & CCTV

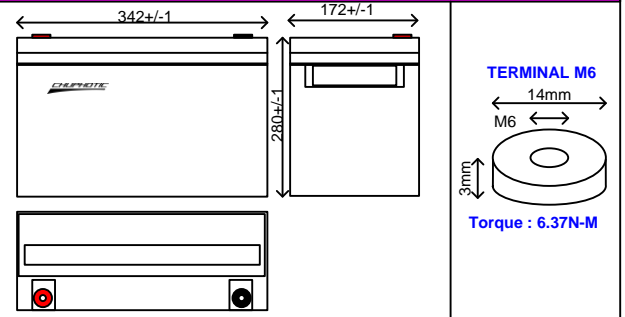
Specifications

Voltage Normal : 12 VDC in 6 Cell
Capacity @20Hr : 143Ah @7.15A/86W
 @ 5Hr : 125Ah @25.1A/296W
 @ 1Hr : 88Ah @87.8A/984W
 @15min : 52Ah @209A/2300W (*UPS)
 @ 5min : 30Ah @359A/3858W (*UPS)
Max. Discharge : 1800A @14C
Max. Charge Current : 40A @0.3C
Internal Resistance : Apporx. 4 mΩ Full Charge at 25°C
Design Float Life : 12 years at 25 °C
Cycle Lift Service : 1500 cycles at DOD 25%
Float Charge Voltage : 14.4-15.0V (-30mV/°C) at 25°C
Cycle Charge Voltage : 13.5-13.8V (-20mV/°C) at 25°C
Operation Temp. : Normal 25+/-3 °C
 : Discharge -15 - 50 °C
 : Charge -15 - 50 °C
 : Storage -15 - 50 °C
Self Discharge : more than 6 Month at 25°C
Terminal : M6
Container Material : ABS UL94 HB-0 (Option :UL94V-0)
Physical : 342x172x280mm – 42.5 Kgs

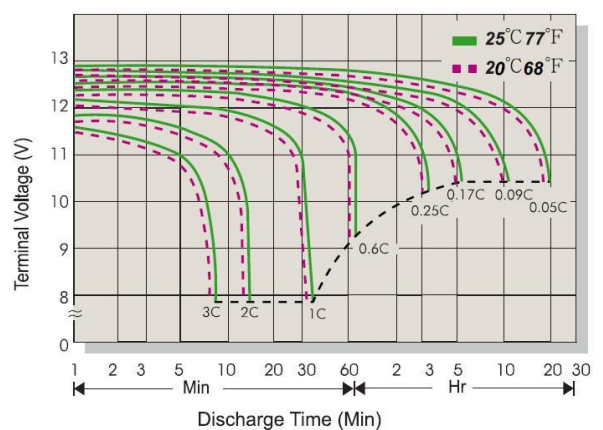
EX12135-2300W : 12V-135Ah /2300W-15min



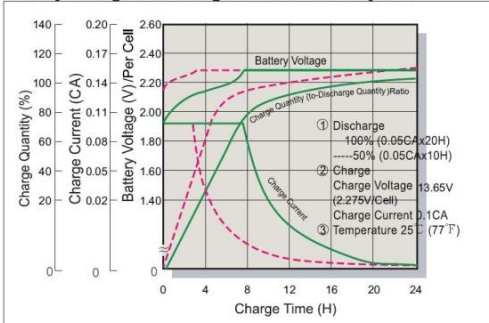
Dimension 342x172x280mm Weight = 42.5kgs @M6



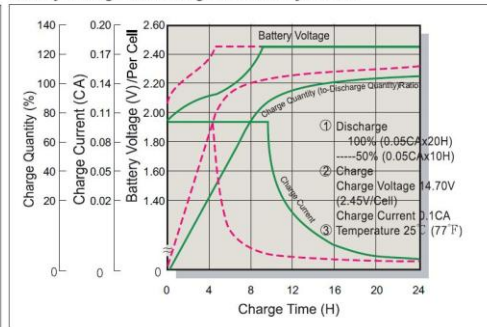
Terminal Voltage (V) and Discharge Time



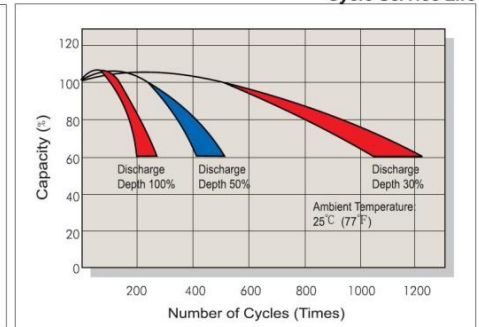
Battery Voltage and Charge Time for Standby Use



Battery Voltage and Charge Time for Cycle Use



Cycle Service Life



Constant Current (Amp) and Power (Watt/Box) Discharge Table

VRLA-Battery Performance : %DOD , Constant Current , Constant Power (25°C/ 10.5 F.V.)

	5 Min	10 Min	15 Min	20 Min	30 Min	60 Min	2 Hr	3 Hr	5 Hr	10 Hr	20 Hr
Capacity Batt.	30Ah	44Ah	52.2Ah	56.7Ah	66Ah	87.8Ah	94.4Ah	109Ah	125Ah	135Ah	143Ah
% DOD	22%	32%	39%	42%	49%	65%	70%	81%	93%	100%	106%
Cons.Current	359A	263A	209A	170A	132A	87.8A	47.2A	36.5A	25.1A	13.5A	7.15A
Cons. Power	3858W	2898W	2300W	1870W	1488W	984W	543W	418W	296W	162W	86W

Chuphotic EX12135-2300W Rev.1.00